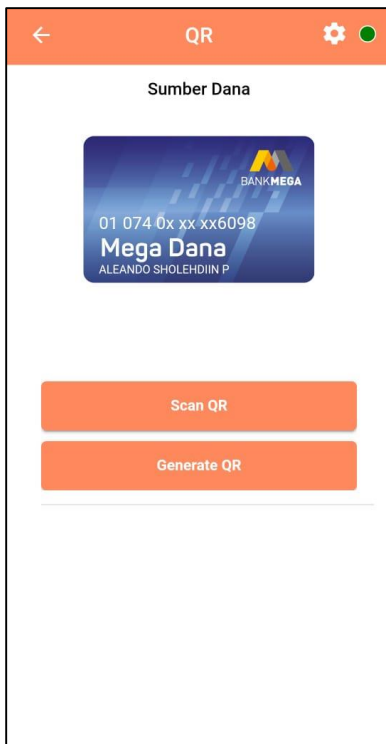


Transaksi QR


1. Klik tombol QR



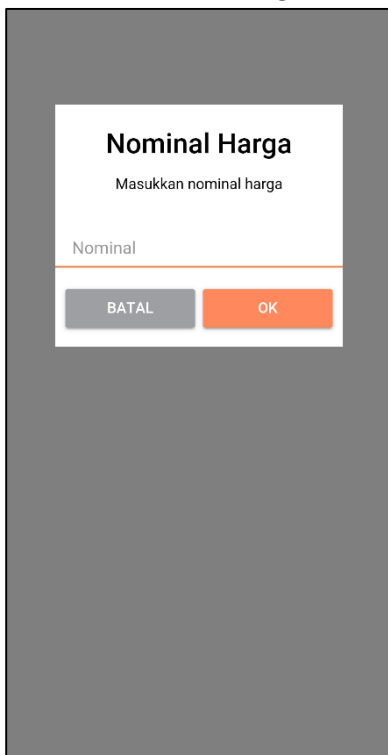
2. Pilih Sumber Dana dan klik tombol Scan QR.



3. Scan QR merchant.



4. Masukkan nominal harga

A screenshot of a mobile application interface showing a dialog box for entering a price. The dialog box has a white background and is centered on a dark gray background. At the top, the title 'Nominal Harga' is displayed in bold black text. Below the title, the instruction 'Masukkan nominal harga' is shown in a smaller black font. A text input field with the placeholder 'Nominal' is positioned below the instruction. At the bottom of the dialog box, there are two buttons: a gray button labeled 'BATAL' and an orange button labeled 'OK'.

5. Input M-PIN

QR

Merchant | QR LG CC

Jumlah | Rp. 1,000.00

Total | Rp. 1,000.00

M-PIN |

BATAL **BAYAR**

6. Transaksi berhasil.

Pembayaran Berhasil!
Reff No. 256142723795

Merchant QR LG CC 2019/9/13 14:27:23

Terminal ID
50016292

Detail

Harga	Rp	1,000
Biaya Admin	Rp	0
Total Pembayaran	Rp	1,000

[Share Bukti Pembayaran](#)